VEHICLE TESTED

Jaecoo 5 EV

2026 · Battery electric (BEV)

DP75 PSY



Vehicle Record

ODOMETER READING	7,479 miles
VIN (LAST 4 DIGITS)	2302
ORIGINAL BATTERY (TOTAL)	60.9 kWh
ORIGINAL BATTERY (USABLE)	58.9 kWh
VEHICLE TYPE	BEV

Test Record

REPORT ID	DP7UJH5NPR
EXECUTED BY	Car360
TEST COMPLETED	05.11.2026 · 17:35
ISSUED ON	05.11.2026

Battery Scorecard

BATTERY HEALTH · SEE NOTE 1



Battery Condition Indicator

KEY ON-VEHICLE INDICATORS *

EXCELLENT

↳ ESTIMATED CAPACITY 95%

↳ BATTERY CALIBRATION Well-balanced

+ ADDITIONAL KEY METRICS CONSIDERED

Battery Build & Longevity

BASED ON KEY BATTERY ATTRIBUTES

EXCELLENT

Reliability & Ongoing Support

BASED ON VEHICLE MAINTENANCE METRICS

EXCELLENT

* Derived from data collected directly from the vehicle's on-board systems.

Laboratory Tested Range

PERFORMANCE

TEST
WLTP combined cycle

TESTED RANGE
250 miles

Lab based figures are rarely achieved in the real world but can be used to fairly compare vehicles across the market.

Real Range Estimates (MILES)

PERFORMANCE · SEE NOTE 2

Low
WINTER

152–165

URBAN	0%
MOTORWAY	100%

Typical
AUTUMN · SPRING

190–206

URBAN	70%
MOTORWAY	30%

High
SUMMER

209–226

URBAN	100%
MOTORWAY	0%

Range estimates for three sets of driving conditions reflecting real world performance. These values may differ from official manufacturer data.

Predicted Range Performance (MILES)

SEE NOTE 3

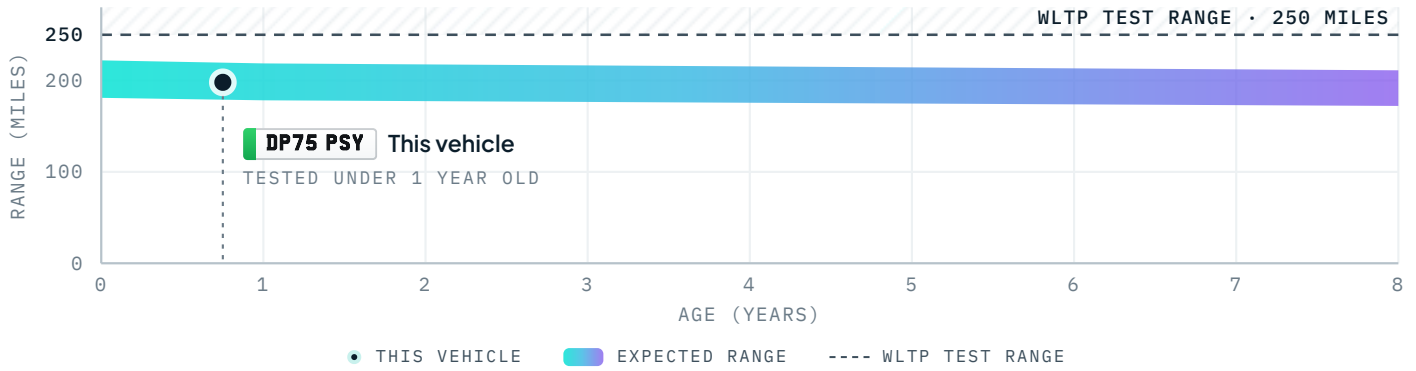

WLTP tests are carried out in ideal lab conditions and do not reflect real-world performance.

Battery Capacity Warranty

WITHIN THRESHOLD



ORIGINAL TERM	8 years or 100,000 miles
COVER ENDS	When either limit is reached
STATUS	Not expired

MILEAGE REMAINING	92,521 miles
TIME REMAINING	7 years 3 months

Other criteria may apply. Covers excessive loss of battery capacity. Cover for battery faults or failure is separate and may have different limits. See note 4.

Charging Compatibility & Port Location

CHARGING	CONNECTOR	UK PUBLIC CHARGERS
AC SLOW AND FAST	Type 2	90,172
DC RAPID	CCS	24,150

MAXIMUM DC CHARGING RATE
130 kW

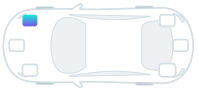

PORT LOCATION
Front Right Side

DC charging relates to rapid charging at locations such as motorway services and petrol stations. To view all public chargers in the UK, head to zapmap.com.

Charging Figures (10-80% CHARGE)



TYPE	TYPICAL LOCATION	TIME TO CHARGE	AVERAGE COST
Slow	Home 7.4 kW · night	6 h 7 min	£4
Slow	Home 7.4 kW · day	6 h 7 min	£11
Fast	Supermarket	4 h 7 min	£24
Fastest	Motorway	27 min	£35

Average time and cost to charge from 10% to 80% at the time of print. Maximum DC charging rate **130 kW**.
Charging above 80% is best kept for longer trips to preserve battery condition. Night tariffs give the biggest savings at home.

Further Vehicle Data

5 CHECKS

CHECK	RESULT	DETAIL
Air Quality	CAZ ULEZ	This vehicle can enter Ultra Low Emission Zones (ULEZ) and Clean Air Zones (CAZ) free-of-charge.
Congestion Charges	£13.50/DAY	This EV pays the London Congestion Charge when driving into the zone during charging hours: £13.50 a day with Auto Pay, or £18 without. Durham's Road User Charge is £5 a day. Some drivers qualify for a discount or exemption.
Vehicle Classification	ULEV/ZEV	This vehicle is classed as an Ultra Low Emissions Vehicle (ULEV) and a Zero Emission Vehicle (ZEV).
Road Tax / VED	£200/YR	This vehicle will incur road tax of £200 annually.
Original Vehicle Warranty 7 YEARS OR 100,000 MILES	● WITHIN THRESHOLD	MILES LEFT 92,521 miles TIME LEFT 6 years 3 months

Notes & Methodology

1 ClearWatt Battery Scorecard

A battery is complex, and a single percentage rarely tells the whole story. Two cars showing the same number can be in quite different health. The Scorecard weighs readings taken directly from the vehicle, such as cell voltages and charging history, with wider checks like software version and recall status, to build one consistent assessment.

2 Real Range Insights

Range for three driving scenarios: the most common, the lowest and the highest you can expect from this vehicle. These are **estimates** and subject to variability. Driving mode, climate control and driving style all affect the range achieved on a full charge. The lab-based WLTP combined range is **250 miles**.

3 Predicted Range Performance

ClearWatt aggregates data from multiple sources, including our data lake of test results, to plot predicted range performance. These figures are estimates and depend on the future use and treatment of the vehicle. Frequent rapid charging accelerates battery degradation and should be avoided where possible.

4 Battery & Vehicle Warranties

Battery capacity cover applies to loss below the manufacturer's stated threshold and is separate from cover for battery faults or failure. Vehicle warranties typically cover the motor, drivetrain, electronics and control systems. Status is shown against the original stated terms. The manufacturer may require more information to validate a claim.

This certificate is an assessment based on data obtained from the vehicle's on-board systems and other industry sources. It is not issued, endorsed, or verified by the vehicle manufacturer. The results represent the battery's condition at the time of testing and do not guarantee future performance, reliability, or lifespan. Any modifications or subsequent changes to the vehicle or its systems may render this certificate invalid.